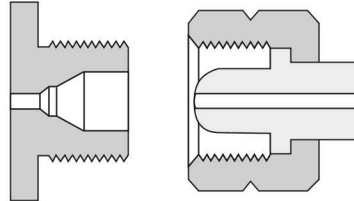


CYLINDER VALVE OUTLET  
LEFT HAND  
MALE



INLET CONNECTION  
LEFT HAND  
FEMALE NUT & NIPPLE

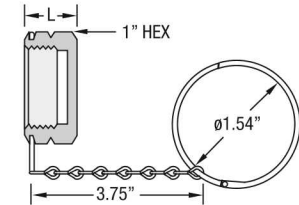
CONNECTION NO. 350

All dimensions are in inches - for reference only, subject to change.

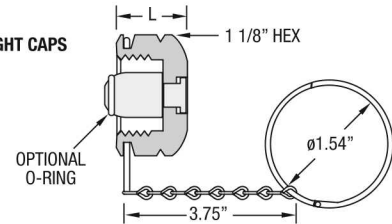
CYLINDER VALVE OUTLET CAPS

| PART NUMBER    | DESCRIPTION                                       | L     |
|----------------|---|-------|
| CAP-33BR-P     | BRASS W/ POLY DISC LESS RING & CHAIN              | 0.54" |
| CAP-33BR-PR    | BRASS W/ POLY DISC                                | 0.54" |
| CAP-33BR-TCR   | BRASS W/ TEFLON CALCIUM FILLED DISC               | 0.54" |
| CAP-33CH-PR    | NICKEL PLATED BRASS W/ POLY DISC                  | 0.54" |
| CAP-33SS-PR    | 303 STAINLESS STEEL W/ POLY DISC                  | 0.54" |
| CAP-33SS-TCR   | 303 STAINLESS STEEL W/ TEFLON CALCIUM FILLED DISC | 0.54" |
| CAP-GT350BR    | BRASS GAS TIGHT LESS RING & CHAIN                 | 0.75" |
| CAP-GT350BR-R  | BRASS GAS TIGHT                                   | 0.75" |
| CAP-GT350BR-TV | BRASS GAS TIGHT W/ TEFLON O-RING                  | 0.52" |
| CAP-GT350CH-R  | NICKEL PLATED BRASS GAS TIGHT                     | 0.75" |
| CAP-GT350SS-R  | 303 STAINLESS STEEL GAS TIGHT                     | 0.75" |
| CAP-GT350SS-TV | 303 STAINLESS STEEL GAS TIGHT W/ TEFLON O-RING    | 0.52" |

DUST CAPS



GAS TIGHT CAPS

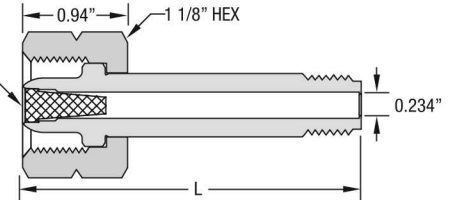


INLETS X 1/4" MALE NATIONAL PIPE THREAD (INCLUDES NUT & NIPPLE)

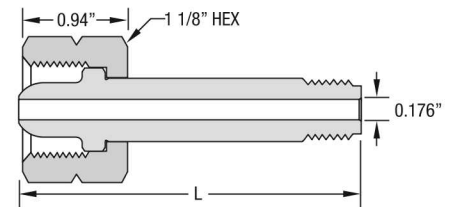
| PART NUMBER      | DESCRIPTION                        | L      |
|------------------|------------------------------------|--------|
| INL-350BR-4M-48R | BRASS W/ FILTER                    | 3.00"  |
| INL-CV350BR-4M   | BRASS W/ CHECK VALVE               | 3.00"  |
| INL-350CH-4M-48R | NICKEL PLATED BRASS W/ FILTER      | 3.00"  |
| INL-CV350CH-4M   | NICKEL PLATED BRASS W/ CHECK VALVE | 3.00"  |
| INL-350SS-4M-36  | STAINLESS STEEL                    | 2.25"  |
| INL-350SS-4M-48  | STAINLESS STEEL                    | 3.00"  |
| INL-350SS-4M-48V | STAINLESS STEEL W/ VITON O-RING    | 3.00"  |
| INL-350SS-4M-56  | STAINLESS STEEL                    | 3.50"  |
| INL-350SS-4M-70R | STAINLESS STEEL W/ FILTER          | 4.375" |
| INL-CV350SS-4M   | STAINLESS STEEL W/ CHECK VALVE     | 2.625" |

BRASS OR NICKEL PLATED BRASS  
NUT & NIPPLE

PLATED SINTERED  
BRONZE FILTER  
STANDARD



STAINLESS STEEL  
303 NUT & 316L NIPPLE

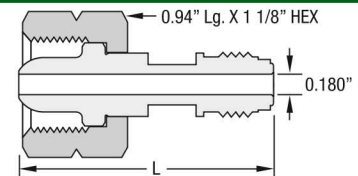


INLETS X 1/4" MALE FACE SEAL (INCLUDES 303 SS NUT & 316L SS NIPPLE)

| PART NUMBER       | DESCRIPTION             | L     |
|-------------------|-------------------------|-------|
| INL-350SS-4MFS-36 | STAINLESS STEEL 12 Ra   | 2.25" |
| INL-350SS-4MFS-P  | STAINLESS STEEL 9 Ra EP | 2.25" |

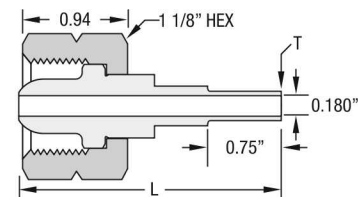
Available with Check Valve upon request

EP = Electropolished ID



INLETS X ORBITAL TUBE WELD STUB (INCLUDES SILVER PLATED 303 SS NUT & 316L SS NIPPLE)

| PART NUMBER       | DESCRIPTION                    | L     | T                    |
|-------------------|--------------------------------|-------|----------------------|
| INL-350SS-4TS-37F | STAINLESS STEEL 12 Ra *        | 2.31" | 1/4" OD x .035" WALL |
| INL-350SS-4TS-P   | STAINLESS STEEL 9 Ra EP *      | 2.31" | 1/4" OD x .035" WALL |
| INL-CV350SS-4TS   | STAINLESS STEEL W/ CHECK VALVE | 2.34" | 1/4" OD x .035" WALL |
| INL-350SS-6TS     | STAINLESS STEEL 12 Ra          | 2.31" | 3/8" OD x .035" WALL |
| INL-350SS-6TS-P   | STAINLESS STEEL 9 Ra EP        | 2.31" | 3/8" OD x .035" WALL |
| INL-350SS-8TS     | STAINLESS STEEL 12 Ra          | 2.31" | 1/2" OD x .049" WALL |
| INL-350SS-8TS-P   | STAINLESS STEEL 9 Ra EP        | 2.31" | 1/2" OD x .049" WALL |



\*PTH-7 Pigtail Handle available

EP = Electropolished ID



GasFlo Products Inc. CGA Compressed Gas Service Cylinder Connections are Manufactured to CGA V-1 Standards  
Additional materials and configurations available on request. Minimum order quantities may be required.

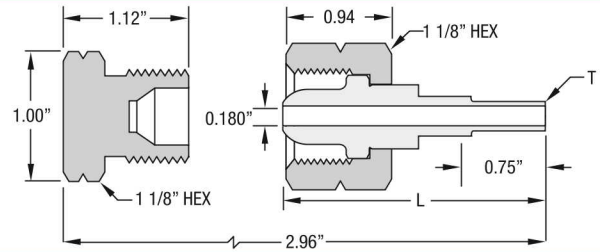
19 Industrial Road, Fairfield, NJ 07004 Phone: 973-276-9011 Fax: 973-276-9014 www.gasflo.com



**COMPLETE PIGTAIL CONNECTION X ORBITAL TUBE WELD STUB (INCLUDES SILVER PLATED 303 SS NUT, 316L SS NIPPLE & 303 SS BLANK PLUG)**

| PART NUMBER       | DESCRIPTION                  | L     | T                    |
|-------------------|------------------------------|-------|----------------------|
| PT-350SS-4TS-P    | STAINLESS STEEL 9 Ra EP *†   | 2.31" | 1/4" OD x .035" WALL |
| PT-350SS-4TS-VF-P | SS W/ VITON O-RING 9 Ra EP * | 2.31" | 1/4" OD x .035" WALL |
| PT-350SS-6TS-P    | STAINLESS STEEL 9 Ra EP      | 2.31" | 3/8" OD x .035" WALL |
| PT-350SS-8TS-P    | STAINLESS STEEL 9 Ra EP      | 2.31" | 1/2" OD x .049" WALL |

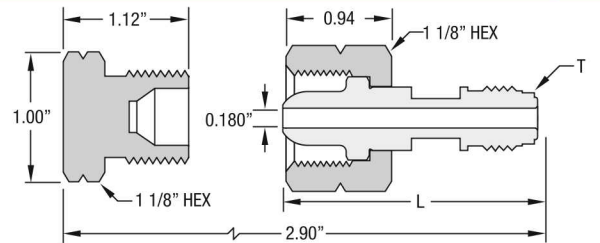
\*Blank cap available with ring & chain on request \*PTH-7 Pigtail Handle available EP = Electropolished ID



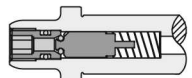
**COMPLETE PIGTAIL CONNECTION X 1/4 MALE FACE SEAL (INCLUDES 303 SS NUT, 316L SS NIPPLE & 303 SS BLANK PLUG)**

| PART NUMBER     | DESCRIPTION               | L     | T                  |
|-----------------|---------------------------|-------|--------------------|
| PT-350SS-4MFS-P | STAINLESS STEEL 9 Ra EP † | 2.25" | 1/4 MALE FACE SEAL |

\*Blank cap available with ring & chain on request EP = Electropolished ID



**INLET OPTIONS & ACCESSORIES**



**CV**  
W/ INTEGRAL CHECK VALVE



**V**  
W/ VITON O-RING



**Q**  
W/ SOFT PCTFE TIP



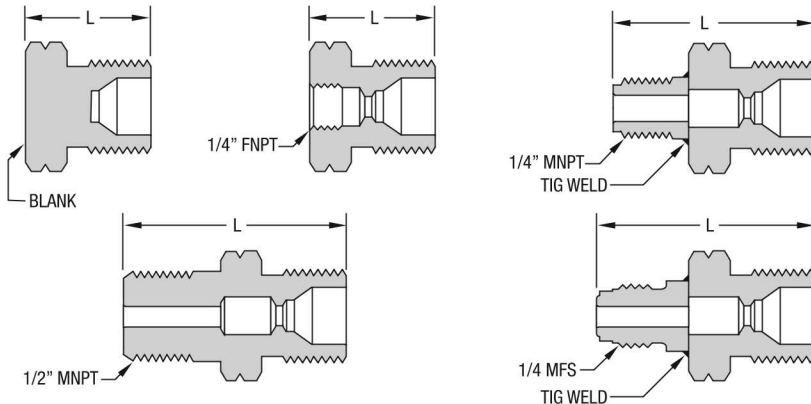
**FR**  
W/ FLOW RESTRICTOR ORIFICE

**PTH-7**  
\*PIGTAIL HANDLE  
SIZE 7  
FOR USE ON  
1/4" TUBE STUB  
INLETS ONLY



6 1/8"

**VALVE OUTLET ADAPTORS**

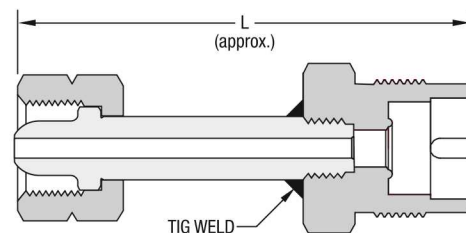


| PART NUMBER     | DESCRIPTION                | L     |
|-----------------|----------------------------|-------|
| AD-350MBR-4FNPT | BRASS 1/4" FNPT            | 1.31" |
| AD-350MBR-4MNPT | BRASS 1/4" MNPT            | 1.88" |
| AD-350MBR-8MNPT | BRASS 1/2" MNPT            | 2.00" |
| AD-350MSS-BL    | 303 SS BLANK CAP†          | 1.12" |
| AD-350MSS-4FNPT | 316L SS 1/4" FNPT          | 1.31" |
| AD-350MSS-4MNPT | 316L SS 1/4" MNPT          | 1.88" |
| AD-350MSS-8MNPT | 316L SS 1/2" MNPT          | 2.00" |
| AD-350MSS-4MFS  | 316L SS 1/4 MALE FACE SEAL | 2.13" |

†Blank cap available with ring & chain on request

**3 PIECE ADAPTORS (INCLUDES 303 SS NUT, 316L SS NIPPLE & SS OUTLET ADAPTOR)**

| PART NUMBER       | DESCRIPTION                                   | L     |
|-------------------|---|-------|
| AD-350F632M-SS    | STAINLESS STEEL CGA 350 FEMALE X CGA 632 MALE | 4.50" |
| AD-350F724M-SS    | STAINLESS STEEL CGA 350 FEMALE X CGA 724 MALE | 4.50" |
| AD-350FBS4F-SS    | STAINLESS STEEL CGA 350 FEMALE X BS 4 FEMALE  | 3.75" |
| AD-350FD1M-SS     | STAINLESS STEEL CGA 350 FEMALE X DIN 1 MALE   | 3.75" |
| AD-350FD5M-SS     | STAINLESS STEEL CGA 350 FEMALE X DIN 5 MALE   | 3.75" |
| AD-350FAFNOREM-SS | STAINLESS STEEL CGA 350 FEMALE X AFNOR E MALE | 3.75" |
| AD-350FJ22LM-SS   | STAINLESS STEEL CGA 350 FEMALE X JIS 22L MALE | 3.75" |



VALVE, FITTING OR OTHER COMPONENT FUNCTION, PROPER INSTALLATION, MATERIALS COMPATIBILITY, ADEQUATE RATINGS, OPERATION AND MAINTENANCE ARE THE RESPONSIBILITY OF THE SYSTEM DESIGNER AND USER.



PRODUCT FAILURE, IMPROPER SELECTION OR IMPROPER USE OF THE PRODUCTS AND/OR SYSTEMS DESCRIBED HEREIN OR RELATED ITEMS CAN CAUSE DEATH, PERSONAL INJURY AND PROPERTY DAMAGE.



GasFlo Products Inc. CGA Compressed Gas Service Cylinder Connections are Manufactured to CGA V-1 Standards  
Additional materials and configurations available on request. Minimum order quantities may be required.

19 Industrial Road, Fairfield, NJ 07004 Phone: 973-276-9011 Fax: 973-276-9014 www.gasflo.com

